



5th November, 2019

1. BSE Limited
Phiroze Jeejeebhoy Towers, Dalal Street,
Mumbai-400001
Scrip Code: 532966
2. National Stock Exchange of India Limited
Exchange Plaza, Bandra Kurla Complex, Bandra (East)
Mumbai-400051
Scrip Code: TWL(EQ)

Dear Sirs,

Sub: Unaudited Financial Results for the quarter and half year ended 30th September, 2019

Pursuant to Regulation 33 of SEBI (LODR) Regulations, 2015, we enclose herewith the Unaudited Financial Results of the Company for the quarter ended 30th September, 2019 along with the Limited Review Report of the Auditors thereon.

Please take the same on record.

Thanking you,
Yours faithfully,
For Titagarh Wagons Limited


Dinesh Arya
Company Secretary

53

Enclosed : As stated above

TITAGARH WAGONS LIMITED

CIN: L27320WB1997PLC084819

Registered & Corporate Office: Titagarh Towers, 756 Anandapur, E. M. Bypass, Kolkata - 700 107, India
Phone : +91 33 4019 0800 | Fax: + 91 33 4019 0823 | Email : corp@titagarh.in | Web: www.titagarh.in

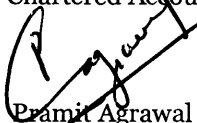
Price Waterhouse & Co Chartered Accountants LLP

To,

The Board of Directors
Titagarh Wagons Limited
756, Anandapur
E M Bypass
Kolkata 700 107

1. We have reviewed the unaudited standalone financial results of Titagarh Wagons Limited (the "Company") for the quarter and half year ended September 30, 2019 which are included in the accompanying 'Statement of Standalone Unaudited Financial Results for the quarter and half year ended September 30, 2019', the statement of assets and liabilities as on that date and the statement of cash flows for the half-year ended on that date (the "Statement"). The Statement has been prepared by the Company pursuant to Regulation 33 of the SEBI (Listing Obligations and Disclosure Requirements) Regulations, 2015, as amended (the "Listing Regulations, 2015"), which has been initialled by us for identification purposes. Attention is drawn to the fact that the statement of cash flows for the corresponding period from April 1, 2018 to September 30, 2018, as reported in the Statement have been approved by the Company's Board of Directors, but have not been subjected to review. The Statement is the responsibility of the Company's management and has been approved by the Board of Directors. Our responsibility is to issue a report on the Statement based on our review.
2. We conducted our review in accordance with the Standard on Review Engagement (SRE) 2410, "Review of Interim Financial Information Performed by the Independent Auditor of the Entity" issued by the Institute of Chartered Accountants of India. This Standard requires that we plan and perform the review to obtain moderate assurance as to whether the Statement is free of material misstatement.
3. A review is limited primarily to inquiries of company personnel and analytical procedures applied to financial data and thus provides less assurance than an audit. We have not performed an audit and accordingly, we do not express an audit opinion.
4. We draw attention to Note 3 to the Statement regarding the corporate guarantee of Rs. 3,247.86 Lacs given by the Company to a bank for credit facilities availed by Titagarh Wagons AFR, a subsidiary, in respect of which the Commercial Court of Paris had approved a plan for transfer of its assets and business and ordered its liquidation. The liability, if any, arising in respect of the said corporate guarantee and its consequential impact on the financial results is presently not ascertainable.
5. Based on our review conducted as above, except for the indeterminate effect of the matter stated in paragraph 4 above, nothing has come to our attention that causes us to believe that the Statement has not been prepared in all material respects in accordance with the applicable Accounting Standards prescribed under Section 133 of the Companies Act, 2013 and other recognised accounting practices and policies and has not disclosed the information required to be disclosed in terms of Regulation 33 of the Listing Regulations, 2015 including the manner in which it is to be disclosed, or that it contains any material misstatement.

For Price Waterhouse & Co Chartered Accountants LLP
Firm Registration Number: 304026E/E-300009
Chartered Accountants



Pramit Agrawal
Partner
Membership Number : 099903
UDIN : 19099903AAAADS8747

Place: Kolkata
Date: November 5, 2019


*Price Waterhouse & Co Chartered Accountants LLP, 56 & 57, Block DN, Ground Floor, 'A' Wing, Sector V
Salt Lake, Kolkata - 700091, India
T: +91 (33) 44001111 / 44662000, F: +91 (33) 44043065*

Registered office and Head office: Plot No. Y-14, Block EP, Sector V, Salt Lake Electronic Complex, Bidhan Nagar, Kolkata 700 091

Price Waterhouse & Co. (a Partnership Firm) converted into Price Waterhouse & Co Chartered Accountants LLP (a Limited Liability Partnership with LLP identity no: LLPIN AAC-4362) with effect from July 7, 2014. Post its conversion to Price Waterhouse & Co Chartered Accountants LLP, its ICAI registration number is 304026E/E-300009 (ICAI registration number before conversion was 304026E)


TITAGARH WAGONS LIMITED
CIN NO:- L27320WB1997PLC084819
REGISTERED OFFICE - 756, ANANDAPUR, E M BYPASS, KOLKATA - 700107
TEL: 033-4019 0800/FAX: 033-4019 0823, WEB SITE: WWW.TITAGARH.IN, EMAIL: INFO@TITAGARH.IN
STATEMENT OF STANDALONE UNAUDITED FINANCIAL RESULTS FOR THE QUARTER AND HALF YEAR ENDED SEPTEMBER 30, 2019

		QUARTER ENDED			HALF YEAR ENDED		YEAR ENDED
Sl. No.	PARTICULARS	September 30, 2019	June 30, 2019	September 30, 2018	September 30, 2019	September 30, 2018	March 31, 2019
		Unaudited	Unaudited	Unaudited	Unaudited	Unaudited	Audited
		(Rs. in Lacs)					
1	Revenue from Operations	29,822.20	32,868.38	18,380.02	62,690.58	31,560.92	91,011.28
2	Other Income	521.44	334.70	433.04	856.14	865.81	2,209.25
3	Total Income	30,343.64	33,203.08	18,813.06	63,546.72	32,426.73	93,220.53
4	Expenses						
a)	Cost of Raw Materials & Components Consumed	21,828.18	24,627.56	13,722.45	46,455.74	22,360.52	67,553.37
b)	Changes in Inventories of Finished Goods, Work-in-progress and Saleable Scrap	(708.54)	28.67	(729.01)	(679.87)	41.91	(1,864.91)
d)	Employee Benefits Expense	769.47	773.77	675.14	1,543.24	1,350.13	2,771.76
e)	Finance Costs	956.83	1,007.93	514.87	1,964.76	886.41	2,390.02
f)	Depreciation and Amortisation Expense	305.32	256.83	338.49	562.15	665.22	1,237.85
g)	Other Expenses	5,564.09	4,605.70	3,587.20	10,169.79	6,106.01	17,173.40
	Total Expenses (a to g)	28,715.35	31,300.46	18,109.14	60,015.81	31,410.20	89,261.49
5	Profit/(Loss) before Exceptional Items and Tax (3-4)	1,628.29	1,902.62	703.92	3,530.91	1,016.53	3,959.04
6	Exceptional Items	-	-	-	-	-	12,695.46
7	Profit/(Loss) before Tax (5-6)	1,628.29	1,902.62	703.92	3,530.91	1,016.53	(8,736.42)
8	Income Tax Expense						
a)	Current tax	391.42	435.53	147.36	826.95	233.63	136.34
b)	Deferred Tax - Charge / (Credit)	2.80	98.16	35.62	100.96	44.23	(585.36)
	Total Income Tax Expense	394.22	533.69	182.98	927.91	277.86	(449.02)
9	Profit for the Period (7-8)	1,234.07	1,368.93	520.94	2,603.00	738.67	(8,287.40)
10	Other Comprehensive Income						
	Item that will not be reclassified to profit or loss:						
	Remeasurement gains/(losses) on defined benefit plans	(1.62)	(2.14)	(3.40)	(3.76)	(2.81)	(7.51)
	Income tax on above	0.56	0.75	1.19	1.31	0.98	2.62
	Total Other Comprehensive Income	(1.06)	(1.39)	(2.21)	(2.45)	(1.83)	(4.89)
11	Total Comprehensive Income for the Period (9+10)	1,233.01	1,367.54	518.73	2,600.55	736.84	(8,292.29)
12	Equity Share Capital (Face value Rs. 2/- each)	2,312.12	2,312.12	2,310.55	2,312.12	2,310.55	2,310.55
13	Other Equity						78,145.51
14	Earnings per Equity Share (of Rs. 2/- each) (Not Annualised)						
	- Basic (Rs.)	1.07	1.18	0.45	2.25	0.64	(7.17)
	- Diluted (Rs.)	1.07	1.18	0.45	2.25	0.64	(7.17)



TITAGARH WAGONS LIMITED
CIN NO:- L27320WB1997PLC084819
REGISTERED OFFICE - 756, ANANDAPUR, E M BYPASS, KOLKATA - 700107
TEL: 033-4019 0800/FAX: 033-4019 0823, WEB SITE: WWW.TITAGARH.IN, EMAIL: INFO@TITAGARH.IN
SEGMENTWISE REVENUE, RESULTS, ASSETS AND LIABILITIES

		(Rs. in Lacs)					
		STANDALONE					
Sl. No.	PARTICULARS	QUARTER ENDED			HALF YEAR ENDED		YEAR ENDED
		September 30, 2019	June 30, 2019	September 30, 2018	September 30, 2019	September 30, 2018	March 31, 2019
		Unaudited	Unaudited	Unaudited	Unaudited	Unaudited	Audited
1	Segment Revenue						
	a) Wagons & Coaches	28,851.37	30,531.61	13,123.29	59,382.98	22,321.61	70,499.41
	b) Specialised Equipments & Bridges	741.68	795.24	2,163.21	1,536.92	3,980.54	7,352.70
	c) Shipbuilding	229.15	1,541.53	3,093.52	1,770.68	5,251.25	13,151.65
	d) Others	-	-	-	-	7.52	7.52
	Revenue / Income from Operations	29,822.20	32,868.38	18,380.02	62,690.58	31,560.92	91,011.28
2	Segment Results [Profit / (Loss) before tax and interest]						
	a) Wagons & Coaches	2,833.22	3,093.90	507.15	5,927.12	649.24	1,689.25
	b) Specialised Equipments & Bridges	124.35	168.85	258.57	293.20	578.77	981.91
	c) Shipbuilding	27.50	220.66	606.89	248.16	1,083.30	3,195.69
	d) Others	-	-	(1.37)	-	(12.06)	(28.19)
	Total	2,985.07	3,483.41	1,371.24	6,468.48	2,299.25	5,838.66
	(Add) / Less :						
	i Interest Expense / (Income) - Net	784.79	707.72	116.63	1,492.51	123.97	734.24
	ii Unallocable expenditure net of income	571.99	873.07	550.69	1,445.06	1,158.75	13,840.84
	Total Profit / (Loss) before Tax	1,628.29	1,902.62	703.92	3,530.91	1,016.53	(8,736.42)
	Less: Tax Expenses	394.22	533.69	182.98	927.91	277.86	(449.02)
	Total Profit / (Loss) after Tax	1,234.07	1,368.93	520.94	2,603.00	738.67	(8,287.40)
3	Segment Assets						
	a) Wagons & Coaches	63,181.62	71,627.28	60,626.04	63,181.62	60,626.04	75,698.12
	b) Specialised Equipments & Bridges	5,385.17	5,967.60	8,029.54	5,385.17	8,029.54	4,792.26
	c) Shipbuilding	8,121.78	8,445.25	11,415.40	8,121.78	11,415.40	7,672.36
	d) Others	473.76	484.19	605.72	473.76	605.72	660.24
	e) Unallocable	49,132.32	51,704.29	58,519.96	49,132.32	58,519.96	47,389.29
	Total	126,294.65	138,228.61	139,196.66	126,294.65	139,196.66	136,212.27
4	Segment Liabilities						
	a) Wagons & Coaches	22,182.90	28,424.09	18,227.98	22,182.90	18,227.98	31,977.62
	b) Specialised Equipments & Bridges	896.47	1,759.10	3,261.34	896.47	3,261.34	1,664.53
	c) Shipbuilding	741.43	290.89	8,837.46	741.43	8,837.46	1,093.40
	d) Others	15.39	13.86	96.60	15.39	96.60	89.79
	e) Unallocable	19,680.33	25,875.19	18,933.88	19,680.33	18,933.88	20,930.90
	Total	43,516.52	56,363.13	49,357.26	43,516.52	49,357.26	55,756.24
5	Revenue by Geographical Market						
	a) India	29,367.18	31,997.17	16,550.37	61,364.35	28,298.56	84,484.80
	b) Rest of the World	455.02	871.21	1,829.65	1,326.23	3,262.36	6,526.48
	Total	29,822.20	32,868.38	18,380.02	62,690.58	31,560.92	91,011.28



(Handwritten signature)

(Handwritten mark)

TITAGARH WAGONS LIMITED
CIN NO:- L27320WB1997PLC084819
REGISTERED OFFICE - 756, ANANDAPUR, E M BYPASS, KOLKATA - 700107
TEL: 033-4019 0800/FAX: 033-4019 0823, WEB SITE: WWW.TITAGARH.IN, EMAIL: INFO@TITAGARH.IN
STATEMENT OF ASSETS AND LIABILITIES

(Rs. in Lacs)

Sl. No.	PARTICULARS	AS AT	
		September 30, 2019	March 31, 2019
		Unaudited	Audited
ASSETS			
1	Non-current Assets		
	a) Property, Plant and Equipment	29,983.38	29,584.88
	b) Capital Work-in-progress	334.94	1,548.28
	c) Intangible Assets (Other than Goodwill)	1,640.24	1,509.76
	d) Intangible Assets under Development	-	241.76
	e) Financial Assets		
	i) Investments	23,875.33	30,165.08
	ii) Trade Receivables	110.75	166.14
	iii) Loans	351.01	124.44
	iv) Other Financial Assets	1,013.65	20.23
	f) Non-current Tax Assets (Net)	2,802.39	2,802.39
	g) Other Non-current Assets	1,159.02	461.95
	Sub total - Non-current Assets	61,270.71	66,624.91
2	Current Assets		
	a) Inventories	15,968.25	21,437.60
	b) Financial Assets		
	i) Trade Receivables	15,457.57	20,727.70
	ii) Cash and Cash Equivalents	29.79	168.85
	iii) Bank Balances other than (ii) above	1,189.62	1,651.37
	iv) Loans	4,834.18	854.72
	v) Other Financial Assets	13,908.76	9,104.93
	c) Other Current Assets	13,635.77	15,642.19
	Sub total - Current Assets	65,023.94	69,587.36
	TOTAL - ASSETS	126,294.65	136,212.27
EQUITY AND LIABILITIES			
EQUITY			
	a) Equity Share Capital	2,312.12	2,310.56
	b) Other Equity	80,466.01	78,145.47
	Sub total - Equity	82,778.13	80,456.03
LIABILITIES			
1	Non-current Liabilities		
	a) Provisions	297.89	291.66
	b) Deferred Tax Liabilities (Net)	2,492.10	2,389.82
	Sub total - Non-current Liabilities	2,789.99	2,681.48
2	Current Liabilities		
	a) Financial Liabilities		
	i) Borrowings	15,952.28	17,593.04
	ii) Trade Payables		
	a) Total Outstanding Dues of Micro Enterprises and Small Enterprises	194.39	80.12
	b) Total Outstanding Dues of Creditors Other Than Micro Enterprises and Small Enterprises	19,345.26	27,712.28
	iii) Other Financial Liabilities	442.88	511.36
	b) Other Current Liabilities	3,563.12	6,319.37
	c) Provisions	589.84	752.18
	d) Current Tax Liabilities	638.76	106.41
	Sub total - Current Liabilities	40,726.53	53,074.76
	TOTAL - LIABILITIES	43,516.52	55,756.24
	TOTAL - EQUITY AND LIABILITIES	126,294.65	136,212.27




[Handwritten signature]

[Handwritten signature]

TITAGARH WAGONS LIMITED
CIN NO:- L27320WB1997PLC084819
REGISTERED OFFICE - 756, ANANDAPUR, E M BYPASS, KOLKATA - 700107
TEL: 033-4019 0800/FAX: 033-4019 0823, WEB SITE: WWW.TITAGARH.IN, EMAIL: INFO@TITAGARH.IN
STATEMENT OF CASH FLOW FOR THE HALF YEAR ENDED

(Rs. in Lacs)

Sl. No.	PARTICULARS	FOR HALF YEAR ENDED	
		September 30, 2019	September 30, 2018
		Unaudited	Unaudited
A.	CASH FLOWS FROM OPERATING ACTIVITIES		
	Profit before Tax	3,530.91	1,016.53
	Adjustments for:		
	Depreciation and Amortisation Expense	562.15	665.22
	Finance Costs	1,964.76	886.41
	Employee Stock Option Expenses	44.32	76.08
	Unrealised Foreign Exchange Fluctuations (Gain)/Loss	72.85	(310.45)
	Fair Value Gain on Derivatives Not Designated as Hedges	(0.41)	(7.76)
	Irrecoverable Debts/ Advances Written Off (Net)	18.28	2.29
	Provision for Doubtful Debts and Advances	122.35	227.35
	Net (Gain)/ Loss on Disposal of Property, Plant and Equipment	(19.01)	0.92
	Net (Gain)/Loss on Disposal of Investment	(162.81)	-
	Unspent Liabilities / Provisions No Longer Required Written Back	(39.09)	-
	Commission Income Accrued on Fair Valuation of Financial Guarantees	-	(25.71)
	Interest Income Classified as Investing Cash Flows	(389.05)	(553.83)
	Operating Profit before Changes in Operating Assets and Liabilities	5,705.25	1,977.05
	Increase/(Decrease) in Non-current and Current Financial and Non-financial Liabilities and Provisions	(11,146.45)	14,758.78
	(Increase)/ Decrease in Trade Receivables	5,184.90	(4,492.13)
	(Increase)/ Decrease in Inventories	5,469.35	(2,676.24)
	Increase in Non-current and Current Financial and Non-financial Assets	(3,916.34)	(13,458.53)
	Cash Generated From / (Used in) Operations	1,296.71	(3,891.07)
	Income Taxes Paid (Net of Refunds)	(294.60)	(354.31)
	Net Cash From / (Used in) Operating Activities	1,002.11	(4,245.38)
B.	CASH FLOWS FROM INVESTING ACTIVITIES		
	Payments for Acquisition of Property, Plant and Equipment including Capital Work-in-Progress and Intangible Assets	(115.20)	(950.41)
	Proceeds from Disposal of Property, Plant and Equipment	517.64	2.65
	Loans Given to Subsidiaries	(3,962.29)	(1,900.00)
	Loans Refunded by Subsidiaries	-	5,136.58
	Sale of long term Investments	6,563.85	-
	Net movement in Fixed Deposits	(527.00)	(2,743.31)
	Interest Received	342.72	267.58
	Net Cash From / (Used in) Investing Activities	2,819.72	(186.91)
C.	CASH FLOWS FROM FINANCING ACTIVITIES		
	Net movement in Short-term Borrowings	(1,640.76)	5,213.64
	Finance Costs Paid	(1,997.10)	(770.26)
	Proceeds from Issue of Equity Shares Pursuant to Employee Stock Option Scheme	19.11	11.94
	Dividend Paid (including Dividend Distribution Tax)	(342.14)	-
	Net Cash From (Used in) Financing Activities	(3,960.89)	4,455.32
	Net Increase/ (Decrease) in Cash and Cash Equivalents (A+B+C)	(139.06)	23.03
	Cash and Cash Equivalents - Opening Balance	168.85	272.84
	Cash and Cash Equivalents - Closing Balance	29.79	295.87



[Handwritten Signature]


[Handwritten Initials]

TITAGARH WAGONS LIMITED
CIN NO:- L27320WB1997PLC084819
REGISTERED OFFICE - 756, ANANDAPUR, E M BYPASS, KOLKATA - 700107
TEL: 033-4019 0800/FAX: 033-4019 0823, WEB SITE: WWW.TITAGARH.IN, EMAIL: INFO@TITAGARH.IN
STATEMENT OF STANDALONE UNAUDITED FINANCIAL RESULTS FOR THE QUARTER AND HALF YEAR ENDED SEPTEMBER 30, 2019

Notes:

- 1 During the half year ended September 30, 2019, the Board has allotted 78,250 equity shares of Rs.2/- each fully paid up pursuant to Employee Stock Option Scheme, 2014 of the Company to the eligible employees which has resulted in increase of the paid up equity share capital of the Company by Rs 1.56 lac.
- 2 Pursuant to approval of the draft Scheme of Amalgamation of the Company's subsidiaries: Cimmco Limited (Cimmco) and Titagarh Capital Limited (TCPL) with the Company (the Scheme) by their respective Board of Directors, the Scheme has been filed with BSE and NSE under Regulation 37 of the SEBI (Listing Obligations & Disclosure Requirements) Regulations, 2015 and after receipt of observation/no objection letter the Company would file the Scheme with Hon'ble NCLT, Kolkata for sanction.
- 3 The Commercial Court of Paris vide its judgement dated 13th August 2019 has approved a plan for transfer of business and assets of its French Subsidiary, Titagarh Wagons AFR (TWA) to another bidder and ordered for liquidation of TWA. On 4th June 2019, the Commercial Court of Paris has approved the start of Rehabilitation Procedure and from said date, Parent Company was no longer in control of TWA, under French law. Since the Company had already provided for its investments and other intercompany receivables in the previous year ended March 31, 2019 there are no further material impact arising out of the above loss of control on the profit and loss of the Company in the current quarter. However, the Company had given a Corporate guarantee of Rs 3,247.86 lacs (Euro 4.2 million) in favour of a bank in respect of a secured working capital limit sanctioned to TWA, of which Rs 2,629.22 lacs (Euro 3.4 million) was outstanding as at March 31, 2019. The impact on the said corporate guarantee and its consequential impact on financials of the Company, if any, is not determinable at this stage.
- 4 Operating segments based on the Company's products have been identified by the management as "Wagons & Coaches", "Specialised Equipments & Bridges", "Shipbuilding" and "Others". Segment "Others" consists of miscellaneous business like heavy earth moving machineries etc.
- 5 The above standalone financial results for the quarter and half year ended September 30, 2019 have been reviewed by the Audit Committee and approved by the Board of Directors at their respective meetings held on November 5, 2019. The Auditors of the Company have carried out a Limited Review of the above standalone financials results for the quarter and half year ended September 30, 2019 in terms of Regulation 33 of the SEBI (Listing Obligations and Disclosure Requirements) Regulations, 2015.

For and on behalf of the Board of Directors




UMESH CHOWDHARY

Vice Chairman & Managing Director

Place: Kolkata

Date: November 5, 2019



Price Waterhouse & Co Chartered Accountants LLP

To,

The Board of Directors
Titagarh Wagons Limited
756, Anandapur
E M Bypass
Kolkata 700107

1. We have reviewed the unaudited consolidated financial results of Titagarh Wagons Limited (the "Parent"), its subsidiaries (the parent and its subsidiaries hereinafter referred to as the "Group") and joint ventures (refer Note 1 on the Statement) for the quarter and half year ended September 30, 2019 which are included in the accompanying 'Statement of Consolidated Unaudited Financial Results for the quarter and half year ended September 30, 2019', the unaudited consolidated statement of assets and liabilities as on that date and the consolidated statement of cash flows for the half-year ended on that date, (the "Statement"). The Statement is being submitted by the Parent pursuant to the requirement of Regulation 33 of the SEBI (Listing Obligations and Disclosure Requirements) Regulations, 2015, as amended (the "Listing Regulations"), which has been initialled by us for identification purposes. Attention is drawn to the fact that the consolidated figures for the corresponding quarter ended September 30, 2018 and the corresponding period from April 1, 2018 to September 30, 2018, as reported in these financial results have been approved by the Parent's Board of Directors, but have not been subjected to review.
2. This Statement, which is the responsibility of the Parent's Management and has been approved by the Parent's Board of Directors, has been prepared in accordance with the recognition and measurement principles laid down in Indian Accounting Standard 34 "Interim Financial Reporting" ("Ind AS 34"), prescribed under Section 133 of the Companies Act, 2013, and other accounting principles generally accepted in India. Our responsibility is to express a conclusion on the Statement based on our review.
3. We conducted our review of the Statement in accordance with the Standard on Review Engagements (SRE) 2410 "Review of Interim Financial Information Performed by the Independent Auditor of the Entity", issued by the Institute of Chartered Accountants of India. This Standard requires that we plan and perform the review to obtain moderate assurance as to whether the Statement is free of material misstatement. A review of interim financial information consists of making inquiries, primarily of persons responsible for financial and accounting matters, and applying analytical and other review procedures. A review is substantially less in scope than an audit conducted in accordance with Standards on Auditing and consequently does not enable us to obtain assurance that we would become aware of all significant matters that might be identified in an audit. Accordingly, we do not express an audit opinion.

We also performed procedures in accordance with the circular issued by the SEBI under Regulation 33 (8) of the SEBI (Listing Obligations and Disclosure Requirements) Regulations, 2015, as amended, to the extent applicable.




Price Waterhouse & Co Chartered Accountants LLP

4. The Statement includes the results of the following entities:

1.	Titagarh Wagons Limited
Subsidiaries and step down subsidiaries	
2.	Titagarh Singapore Pte Ltd
3.	Titagarh Firema Spa
4.	Titagarh Wagon AFR (upto June 4, 2019, refer Note 5)
5.	Cimmco Limited
6.	Titagarh Capital Private Limited
Joint Ventures	
7.	Titagarh Mermec Private Limited
8.	Maitere Titagarh Private Limited


5. We draw attention to Note 3 to the Statement which states that the Group did not consolidate the financial results of Titagarh Wagons AFR (TWA) for the period from April 1, 2019 to June 4, 2019 in absence of financial information of TWA for that period for reasons mentioned in Note 3, as the Group did not have control over TWA from June 4, 2019 onwards, which has resulted in non-compliance with Ind AS 110 'Consolidated Financial Statements' in the half year ended September 30, 2019. Further, the assets and liabilities of TWA were derecognized as at March 31, 2019 as against June 4, 2019. Also, the Company has given a corporate guarantee of Rs. 3,247.86 Lacs to a bank for credit facilities availed by TWA in respect of which the Commercial Court of Paris has approved a plan for transfer of its assets and business and ordered its liquidation and accordingly, the liability, if any, arising in respect of the said corporate guarantee is not presently ascertainable. The consequential impact of the aforesaid matters on the financial results is presently not ascertainable.
6. Based on our review conducted and procedures performed as stated in paragraph 3 above, except for the indeterminate effects of the matters stated in paragraph 5 above, and based on the consideration of the review reports of the other auditors referred to in paragraph 7 below, nothing has come to our attention that causes us to believe that the accompanying Statement has not been prepared in all material respects in accordance with the recognition and measurement principles laid down in the aforesaid Indian Accounting Standard and other accounting principles generally accepted in India and has not disclosed the information required to be disclosed in terms of Regulation 33 of of the Listing Regulations, including the manner in which it is to be disclosed, or that it contains any material misstatement.
7. We did not review the interim financial results of two subsidiaries included in the unaudited consolidated financial results, whose interim financial results reflect total assets of Rs. 105,007.78 Lacs and net assets of Rs. 18,105.65 Lacs as at September 30, 2019 and total revenues of Rs. 8,923.35 Lacs and Rs. 15,418.05 Lacs, total net loss after tax of Rs. (502.43) Lacs and Rs. (1,940.57) Lacs and total comprehensive income of Rs. (502.43) Lacs and Rs. (1,940.57) Lacs, for the quarter ended September 30, 2019 and for the period from April 1, 2019 to September 30, 2019, respectively, and cash outflow (net) of Rs. (7,309.73) Lacs for the period from April 1, 2019 to September 30, 2019, as considered in the consolidated unaudited financial results. These interim financial statements have been reviewed by other auditors and their reports dated November 1, 2019 and November 4, 2019, vide which they have issued an unmodified conclusion, have been furnished to us by the Management and our conclusion on the Statement, in so far as it relates to the amounts and disclosures included in respect of these subsidiaries, is based solely on the reports of the other auditors and the procedures performed by us as stated in paragraph 3 above. Our conclusion on the Statement is not modified in respect of the above matters.



Price Waterhouse & Co Chartered Accountants LLP

8. The consolidated unaudited financial results includes the interim financial results of one subsidiary which have not been reviewed by us, whose interim financial results reflect total assets of Rs. 3,142.92 Lacs and net assets of Rs. 2,598.34 Lacs as at September 30, 2019 and total revenue of Rs. 96.09 Lacs and Rs. 107.75 Lacs, total net profit after tax of Rs. 39.67 Lacs and Rs. 63.98 Lacs and total comprehensive income of Rs. 39.67 Lacs and Rs. 63.98 for the quarter ended September 30, 2019 and for the period from April 1, 2019 to September 30, 2019, respectively, and cash inflow (net) of Rs. 13.09 Lacs for the period from April 1, 2019 to September 30, 2019, as considered in the consolidated unaudited financial results. The consolidated unaudited financial results also includes the Group's share of net loss after tax of Rs. (5.30) Lacs and Rs. (15.85) Lacs and total comprehensive income of Rs. (5.30) Lacs and Rs. (15.85) Lacs for the quarter ended September 30, 2019 and for the period from April 1, 2019 to September 30, 2019, respectively, as considered in the consolidated unaudited financial results, in respect of two joint ventures, based on their interim financial statements which have not been reviewed by us / other auditor. According to the information and explanations given to us by the Management, these interim financial statements are not material to the Group. Our conclusion on the Statement is not modified in respect of the above matter.

For Price Waterhouse & Co Chartered Accountants LLP
Firm Registration Number: 304026E/E-300009
Chartered Accountants



Pranjit Agrawal
Partner

Membership Number: 099903
UDIN : 19099903AAAADT2038

Place: Kolkata
Date: November 5, 2019

*Price Waterhouse & Co Chartered Accountants LLP, 56 & 57, Block DN, Ground Floor, 'A' Wing, Sector V
Salt Lake, Kolkata - 700091, India
T: +91 (33) 44001111 / 44662000, F: +91 (33) 44043065*

Registered office and Head office: Plot No. Y-14, Block EP, Sector V, Salt Lake Electronic Complex, Bidhan Nagar, Kolkata 700 091

Price Waterhouse & Co. (a Partnership Firm) converted into Price Waterhouse & Co Chartered Accountants LLP (a Limited Liability Partnership with LLP identity no: LLPIN AAC-4362) with effect from July 7, 2014. Post its conversion to Price Waterhouse & Co Chartered Accountants LLP, its ICAI registration number is 304026E/E-300009 (ICAI registration number before conversion was 304026E)

TITAGARH WAGONS LIMITED


CIN NO:- L27320WB1997PLC084819

REGISTERED OFFICE - 756, ANANDAPUR, E M BYPASS, KOLKATA - 700107

TEL: 033-4019 0800/FAX: 033-4019 0823, WEB SITE: WWW.TITAGARH.IN, EMAIL: INFO@TITAGARH.IN


STATEMENT OF CONSOLIDATED UNAUDITED FINANCIAL RESULTS FOR THE QUARTER AND HALF YEAR ENDED SEPTEMBER 30, 2019

SL. NO.	PARTICULARS	(Rs.in Lacs)					
		QUARTER ENDED			HALF YEAR ENDED		YEAR ENDED
		September 30, 2019	June 30, 2019	September 30, 2018	September 30, 2019	September 30, 2018	March 31, 2019
	Unaudited	Unaudited	Unaudited (Refer Note 7)	Unaudited	Unaudited (Refer Note 7)	Audited	
1	Revenue from Operations	41,613.28	48,375.59	30,914.87	89,988.87	59,063.77	1,55,928.84
2	Other Income	864.94	1,327.18	542.55	2,192.12	654.60	3,262.70
3	Total Income	42,478.22	49,702.77	31,457.42	92,180.99	59,718.37	1,59,191.54
4	Expenses						
a)	Cost of Raw Materials & Components Consumed	28,290.39	34,245.64	19,859.23	62,536.03	34,486.37	99,976.62
b)	Changes in Inventories of Finished Goods, Work-in-progress and Saleable Scrap	(1,868.73)	526.47	(1,629.41)	(1,342.26)	(255.68)	(6,395.26)
c)	Employee Benefits Expense	3,621.08	3,702.57	3,841.85	7,323.65	8,574.11	17,612.75
d)	Finance Costs	1,919.35	2,018.13	1,750.51	3,937.48	2,715.43	6,517.76
e)	Depreciation and Amortisation Expense	680.20	609.61	646.86	1,289.81	1,250.17	2,399.08
f)	Other Expenses	8,599.41	7,260.64	7,315.05	15,860.05	14,339.73	36,399.18
5	Total Expenses (a to f)	41,241.70	48,363.06	31,784.09	89,604.76	61,110.13	1,56,510.13
6	Profit / (Loss) before Share of loss of a Joint Venture, Exceptional Items and Tax (3-5)	1,236.52	1,339.71	(326.67)	2,576.23	(1,391.76)	2,681.41
7	Share of loss of a Joint Venture	(5.30)	(10.55)	(5.79)	(15.85)	(11.22)	(3.64)
8	Profit / (Loss) before Exceptional Items and Tax (6-7)	1,231.22	1,329.16	(332.46)	2,560.38	(1,402.98)	2,677.77
9	Exceptional Items	-	-	355.19	-	355.19	784.53
10	Profit / (Loss) before Tax from continuing operations (8-9)	1,231.22	1,329.16	(687.65)	2,560.38	(1,758.17)	1,893.24
11	Tax Expense						
a)	Current tax	391.42	435.53	347.47	826.95	433.74	182.95
b)	Deferred Tax -Charge/(Credit)	66.24	(61.62)	(74.38)	4.62	(601.44)	(3,482.63)
	Total Tax Expense	457.66	373.91	273.09	831.57	(167.70)	(3,299.68)
12	Profit / (Loss) for the Period from continuing operations (10-11)	773.56	955.25	(960.74)	1,728.81	(1,590.47)	5,192.92
13	Loss from Discontinued Operations (Refer Note 3)	-	(5,122.43)	(1,041.60)	(5,122.43)	(2,042.73)	(7,442.65)
14	Tax expense of discontinued operations	-	-	-	-	-	(2.88)
15	Loss for the Period from discontinued operations (13-14)	-	(5,122.43)	(1,041.60)	(5,122.43)	(2,042.73)	(7,445.53)
16	Profit / (Loss) for the period (12+15)	773.56	(4,167.18)	(2,002.34)	(3,393.62)	(3,633.20)	(2,252.61)
	Attributable to:						
	Shareholders of the Company	788.59	(4,096.36)	(1,752.56)	(3,307.77)	(3,270.07)	(2,852.31)
	Non-Controlling Interest	(15.03)	(70.82)	(249.78)	(85.85)	(363.13)	599.70
17	Other Comprehensive Income						
	Items that will be reclassified to profit or loss:						
	Net Gain/(Loss) on Foreign Currency Translation Differences	8.30	6.81	537.87	15.11	(305.90)	(726.58)
	Items that will not be reclassified to profit or loss:						
	Remeasurement gains/(losses) on defined benefit plans	0.78	0.26	(3.56)	1.04	(3.12)	2.08
	Income tax relating to above	(0.27)	(0.09)	1.19	(0.36)	0.98	(0.73)
18	Total Other Comprehensive Income	8.81	6.98	535.50	15.79	(308.04)	(725.23)
19	Total Comprehensive Income for the Period (16+18)	782.37	(4,160.20)	(1,466.84)	(3,377.83)	(3,941.24)	(2,977.84)
	Attributable to:						
	Shareholders of the Company	797.01	(4,089.77)	(1,217.00)	(3,292.76)	(3,578.03)	(3,578.80)
	Non-Controlling Interest	(14.64)	(70.43)	(249.84)	(85.07)	(363.21)	600.96
	Attributable to:						
	Continued Operations	782.37	962.23	(425.24)	1,744.60	(1,898.51)	4,467.69
	Discontinued Operations	-	(5,122.43)	(1,041.60)	(5,122.43)	(2,042.73)	(7,445.53)
20	Paid-up Equity Share Capital (Face value Rs. 2/- each)	2,312.12	2,312.12	2,310.55	2,312.12	2,310.55	2,310.56
	Other Equity	-	-	-	-	-	79,307.01
21	Earnings/(Loss) Per Equity Share (of Rs. 2/- each) (Not Annualised)						
	For Continuing Operations						
	- Basic (Rs.)	0.68	0.89	(0.62)	1.57	(1.06)	3.97
	- Diluted (Rs.)	0.68	0.89	(0.62)	1.57	(1.06)	3.96
	For Discontinued Operations						
	- Basic (Rs.)	-	(4.43)	(0.90)	(4.43)	(1.76)	(6.43)
	- Diluted (Rs.)	-	(4.43)	(0.90)	(4.43)	(1.76)	(6.43)
	For Continuing and Discontinued Operations						
	- Basic (Rs.)	0.68	(3.55)	(1.52)	(2.86)	(2.82)	(2.47)
	- Diluted (Rs.)	0.68	(3.55)	(1.52)	(2.86)	(2.82)	(2.47)



TITAGARH WAGONS LIMITED
 CIN NO:- L27320WB1997PLC084819
 REGISTERED OFFICE - 756, ANANDAPUR, E M BYPASS, KOLKATA - 700107
 TEL: 033-4019 0800/FAX: 033-4019 0823, WEB SITE: WWW.TITAGARH.IN, EMAIL: INFO@TITAGARH.IN
 STATEMENT OF CONSOLIDATED SEGMENTWISE REVENUE, RESULTS, ASSETS AND LIABILITIES


		(Rs.in Lacs)					
		CONSOLIDATED					
SL. NO.	PARTICULARS	QUARTER ENDED			HALF YEAR ENDED		YEAR ENDED
		September 30, 2019	June 30, 2019	September 30, 2018	September 30, 2019	September 30, 2018	March 31, 2019
		Unaudited	Unaudited	Unaudited (Refer Note 7)	Unaudited	Unaudited (Refer Note 7)	Audited
1	Segment Revenue						
	a) Wagons & Coaches	40,642.45	46,038.82	25,647.18	86,681.27	49,797.30	1,35,389.76
	b) Specialised Equipments & Bridges	741.68	795.24	2,163.21	1,536.92	3,980.54	7,352.70
	c) Shipbuilding	229.15	1,541.53	3,093.52	1,770.68	5,251.25	13,151.65
	d) Others	-	-	10.96	-	34.68	34.73
	Sales/ Income from Operations	41,613.28	48,375.59	30,914.87	89,988.87	59,063.77	1,55,928.84
2	Segment Results [Profit / (Loss) after Tax]						
	a) Wagons & Coaches	3,257.87	3,734.18	2.71	6,992.05	(2.63)	5,942.20
	b) Specialised Equipments & Bridges	119.04	348.16	252.78	467.20	567.55	978.27
	c) Shipbuilding	27.50	220.66	606.89	248.16	1,083.30	3,195.69
	d) Others	-	-	(104.26)	-	(137.03)	(218.88)
	Total	3,404.41	4,303.00	758.12	7,707.41	1,511.19	9,897.28
	Less :						
	i Interest Expense - Net	1,945.97	1,887.47	1,319.33	3,833.44	2,086.10	4,686.07
	ii Unallocable expenditure net of income	227.22	1,086.37	126.44	1,313.59	1,183.26	3,317.97
	Total Profit / Loss before Tax from continuing operations	1,231.22	1,329.16	(687.65)	2,560.38	(1,758.17)	1,893.24
	Less: Tax Expenses	457.66	373.91	273.09	831.57	(167.70)	(3,299.68)
	Total Profit / Loss after Tax from continuing operations	773.56	955.25	(960.74)	1,728.81	(1,590.47)	5,192.92
	Loss from discontinued operations	-	(5,122.43)	(1,041.60)	(5,122.43)	(2,042.73)	(7,442.65)
	Less: Tax Expenses	-	-	-	-	-	2.88
	Total Loss after Tax from discontinued operations	-	(5,122.43)	(1,041.60)	(5,122.43)	(2,042.73)	(7,445.53)
	Total Profit / (Loss) after Tax	773.56	(4,167.18)	(2,002.34)	(3,393.62)	(3,633.20)	(2,252.61)
3	Segment Assets						
	a) Wagons & Coaches	1,81,889.67	1,91,218.45	2,51,371.79	1,81,889.67	2,51,371.79	2,28,893.96
	b) Specialised Equipments & Bridges	5,385.17	5,967.60	8,029.54	5,385.17	8,029.54	4,792.26
	c) Shipbuilding	8,121.78	8,445.25	11,415.40	8,121.78	11,415.40	7,672.36
	d) Others	473.76	484.19	940.68	473.76	940.68	1,010.91
	e) Unallocable	34,157.90	33,121.76	28,606.42	34,157.90	28,606.42	29,256.24
	Total	2,30,028.28	2,39,237.25	3,00,363.83	2,30,028.28	3,00,363.83	2,71,625.73
4	Segment Liabilities						
	a) Wagons & Coaches	1,01,744.57	1,04,901.26	1,46,709.20	1,01,744.57	1,46,709.20	1,29,468.70
	b) Specialised Equipments & Bridges	896.47	1,759.10	3,261.34	896.47	3,261.34	1,664.53
	c) Shipbuilding	741.43	290.89	8,837.46	741.43	8,837.46	1,093.40
	d) Others	15.39	13.86	211.11	15.39	211.11	158.89
	e) Unallocable	42,327.41	48,431.13	53,274.87	42,327.41	53,274.87	50,360.50
	Total	1,45,725.27	1,55,396.24	2,12,293.98	1,45,725.27	2,12,293.98	1,82,746.02
5	Geographical Segment						
	a) India	33,779.44	41,009.68	18,975.30	74,789.12	31,691.28	99,137.67
	b) Rest of the World	7,833.84	7,365.91	11,939.57	15,199.75	27,372.49	56,791.17
	Total	41,613.28	48,375.59	30,914.87	89,988.87	59,063.77	1,55,928.84



Saw
Am

TITAGARH WAGONS LIMITED
CIN NO:- L27320WB1997PLC084819
REGISTERED OFFICE - 756, ANANDAPUR, E M BYPASS, KOLKATA - 700107
TEL: 033-4019 0800/FAX: 033-4019 0823, WEB SITE: WWW.TITAGARH.IN, EMAIL: INFO@TITAGARH.IN
CONSOLIDATED STATEMENT OF ASSETS AND LIABILITIES


		(Rs.in Lacs)	
SL No	PARTICULARS	Sept 30, 2019	Mar 31, 2019
		Unaudited	Audited
ASSETS			
1	Non-current Assets		
	a) Property, Plant and Equipment	80,559.28	88,474.52
	b) Investment Property	821.24	821.24
	c) Capital Work-in-progress	334.94	3,323.92
	d) Intangible Assets	3,530.82	4,172.54
	e) Intangible Assets under Development	-	241.76
	f) Investments Accounted for Using the Equity Method	23.64	39.49
	g) Goodwill on Consolidation	24.85	24.85
	h) Financial Assets		
	(i) Investments	2,808.46	8,658.05
	(ii) Trade Receivables	142.25	269.17
	(iii) Loans and Deposits	537.72	306.34
	(iv) Others Financial Assets	1,199.26	202.3
	i) Deferred Tax Assets (Net)	3,442.71	3,469.76
	j) Non-current Tax Assets (Net)	2,852.54	2,848.70
	k) Other Non-current Assets	1,172.07	466.64
	Sub total - Non-current Assets	97,449.78	1,13,137.21
2	Current Assets		
	a) Inventories	37,811.79	52,126.01
	b) Financial Assets		
	(i) Trade Receivables	24,167.02	34,406.82
	(ii) Cash and Cash Equivalents	2,377.92	9,865.25
	(iii) Bank Balances other than (ii) above	1,632.20	2,081.27
	(iv) Loans and Deposits	4,377.39	4,569.77
	(v) Others Financial Assets	37,078.52	27,098.63
	c) Other Current Assets	24,587.21	28,340.77
	Sub total - Current Assets	1,32,032.05	1,58,488.52
3	Assets classified as held for sale	546.45	-
TOTAL - ASSETS		2,30,028.28	2,71,625.73
EQUITY AND LIABILITIES			
EQUITY			
	a) Share Capital	2,312.12	2,310.56
	b) Other Equity	73,994.45	79,307.01
	Sub total - Equity attributable to Owners of Titagarh Wagons Limited	76,306.57	81,617.57
	Non Controlling Interest	7,996.44	7,262.14
	Total Equity	84,303.01	88,879.71
Liabilities			
1	Non-current Liabilities		
	a) Financial Liabilities		
	(i) Long-term Borrowings	54,373.20	57,558.77
	(ii) Other Financial Liabilities	68.34	1,800.23
	b) Provisions	321.78	313.51
	c) Deferred Tax Liabilities (Net)	2,492.10	2,879.69
	Sub total - Non-current Liabilities	57,255.42	62,552.20
2	Current Liabilities		
	a) Financial Liabilities		
	(i) Borrowings	27,179.01	29,439.73
	(ii) Trade Payables		
	a) Total Outstanding Dues of Micro Enterprises and Small Enterprises	194.39	80.12
	b) Total Outstanding Dues of Creditors Other Than Micro Enterprises and Small Enterprises	36,293.62	53,435.60
	(iii) Other Financial Liabilities	5,571.03	8,575.95
	b) Other Current Liabilities	10,885.20	17,712.62
	c) Provisions	7,707.84	10,848.98
	d) Current tax Liability	638.76	100.82
	Sub total - Current Liabilities	88,469.85	1,20,193.82
TOTAL - LIABILITIES		1,45,725.27	1,82,746.02
TOTAL - EQUITY AND LIABILITIES		2,30,028.28	2,71,625.73



(Signature)

(Signatures)

		(Rs.in Lacs)	
		HALF YEAR ENDED	
SL No	PARTICULARS	Sept 30, 2019	Sept 30, 2018
		Unaudited	Unaudited (Refer Note 7)
1	CASH FLOWS FROM OPERATING ACTIVITIES		
	Profit/(Loss) before Tax from:		
	Continuing Operations	2,560.38	(1,758.17)
	Discontinued Operations	(5,122.43)	(2,042.73)
	Loss before Tax including discontinued operations	(2,562.05)	(3,800.90)
	Adjustments for:		
	Depreciation and Amortisation Expense	1,289.81	1,758.32
	Finance Costs	3,937.48	2,928.97
	Employee Stock Option Expenses	44.32	35.67
	Unrealised Foreign Exchange (Gain) / Loss	(42.11)	(310.45)
	Fair Value (Gain) / Loss on Derivatives Not Designated as Hedges	(186.02)	751.52
	Irrecoverable Debts/ Advances Written Off (Net)	18.28	2.29
	Provision for Doubtful Debts and Advances	122.35	227.35
	Net (Gain) / Loss on Disposal of Property, Plant and Equipment	(18.00)	0.92
	Net (Gain) / Loss on Sale of Investments	(236.55)	-
	Share of Loss of a Joint Venture	15.85	11.22
	Unspent Liabilities / Provisions No Longer Required Written Back	(145.59)	-
	Exceptional Item-Impairment of Property, Plant and Equipment	5,122.43	-
	Interest Income Classified as Investing Cash Flows	(187.99)	(284.11)
	Operating Profit/(Loss) before Changes in Operating Assets and Liabilities	7,172.21	1,320.80
	(Decrease) / Increase in Non-current and Current Financial and Non-financial Liabilities and Provisions	(14,951.09)	5,925.47
	Decrease / (Increase) in Trade Receivables	5,742.23	(2,719.77)
	Decrease / (Increase) in Inventories	7,454.55	(3,181.25)
	Increase in Non-current and Current Financial and Non-financial Assets	(11,670.09)	(16,664.58)
	Cash Used in Operations	(6,252.19)	(15,319.33)
	Income Taxes Paid (Net of Refunds)	(292.85)	(2,042.47)
	Net Cash Used in Operating Activities	(6,545.04)	(17,361.80)
2	CASH FLOWS FROM INVESTING ACTIVITIES		
	Payments for Acquisition of Property, Plant and Equipment including Capital Work-in-Progress and Intangible Assets	(2,911.57)	(2,664.53)
	Proceeds from Disposal of Property, Plant and Equipment	824.16	11.53
	Proceeds from Sale of Investments	6,197.43	-
	Net Movement in Fixed Deposits	(539.68)	(2,865.58)
	Interest Received	202.37	118.03
	Net Cash From / (Used in) Investing Activities	3,772.71	(5,400.55)
3	CASH FLOWS FROM FINANCING ACTIVITIES		
	Proceeds from Issue of Equity Shares Pursuant to Employee Stock Option Scheme	19.11	35.84
	Transactions with Non-controlling Interests	365.23	-
	Proceeds from Long-term Borrowings	-	39,638.15
	Repayment of Long-term Borrowings	(757.51)	(344.93)
	Net Movement in Short-term Borrowings	287.40	(12,877.83)
	Finance Costs Paid	(4,388.06)	(2,811.21)
	Dividend Paid (including Dividend Distribution Tax)	(342.14)	-
	Net Cash From / Used in Financing Activities	(4,815.97)	23,640.02
4	Exchange Differences on Translation of Foreign Currency Cash and Cash Equivalents	100.97	(282.76)
	Net Increase / (Decrease) in Cash and Cash Equivalents (1+2+3+4)	(7,487.33)	594.91
	Cash and Cash Equivalents - Opening Balance	9,865.25	5,840.23
	Cash and Cash Equivalents - Closing Balance	2,377.92	6,435.14
	The above Cash flow includes following related to discontinued operation (Refer Note 3)		
	Net Cash Used in Operating Activities	-	(1,392.93)
	Net Cash Used in Investing Activities	-	(371.00)
	Net Cash Generated from Financing Activities	-	941.92



[Handwritten Signature]

[Handwritten Signature]

TITAGARH WAGONS LIMITED
 CIN NO:- L27320WB1997PLC084819
 REGISTERED OFFICE - 756, ANANDAPUR, E M BYPASS, KOLKATA - 700107
 TEL: 033-4019 0800/FAX: 033-4019 0823, WEB SITE: WWW.TITAGARH.IN, EMAIL: INFO@TITAGARH.IN
STATEMENT OF CONSOLIDATED UNAUDITED FINANCIAL RESULTS FOR THE QUARTER AND HALF YEAR ENDED SEPTEMBER 30, 2019

- Notes:**
- The consolidated unaudited financial results of Titagarh Wagons Limited (hereinafter referred to as "the Company") include results of subsidiaries / step down subsidiaries namely- Cimmco Limited (Cimmco), Titagarh Wagons AFR (TWA)(refer note 3), Titagarh Firema S.p.A (TFA), Titagarh Singapore Pte Limited (TSPL), Titagarh Capital Private Limited (TCPL), collectively referred to as "the Group" and Joint Ventures namely Matiere Titagarh Bridges Private Limited and Titagarh Mermec Private Limited.
 - Operating segments based on the Group's and its Joint Ventures products have been identified as "Wagons & Coaches", "Specialised Equipment's & Bridges", "Shipbuilding" and "Others". Segment "Others" consists of miscellaneous business like heavy earth moving machineries, etc.
 - The Commercial Court of Paris vide its judgement dated 13th August 2019 has approved a plan for transfer of business and assets of its French Subsidiary, TWA to another bidder and ordered for liquidation of TWA. On 4th June 2019, the Commercial Court of Paris has approved the start of Rehabilitation Procedure and from said date, Parent Company was no longer in control of TWA, under French law. Accordingly, the Group has derecognised the net assets value of TWA from its consolidated financial statements. The net assets value as on 4th June 2019 has been considered as the same value as appearing on 31st March 2019 since complete financial information including the financial statements from 1st April 2019 till 4th June 2019 is not available for TWA on account of reasons stated above. However management believes that de-recognition based on the net asset value as on 31st March 2019, instead of 4th June 2019 will not have any material impact on the total consolidated profit / (loss) before tax except disclosure under respective line items.

Since the Group had already provided for its investments and other intercompany receivables in TWA in its standalone financial statements in the previous year ended March 31, 2019 there are no further material impact arising out of the above loss of control on the standalone profit and loss of the Company in the current half year ended. However, while preparing the consolidated financial statements as at March 31, 2019, considering accounting principles as laid down in IND AS 110, the above provisions being intercompany transaction were eliminated and the corresponding net assets of TWA amounting to Rs. 5,122.43 lacs (net of reversal of foreign currency translation reserve) were consolidated which has been derecognised in the quarter ended June 30, 2019 following the principles of accounting standard. Further the Parent Company had given a Corporate guarantee of Rs. 3,247.86 lacs (Euro 4.2 million) in favour of a bank in respect of a secured working capital limit sanctioned to TWA, of which Rs. 2,629.22 lacs (Euro 3.40 million) was outstanding as at March 31, 2019. The impact on the said corporate guarantee and its consequential impact on consolidated financials of the group, if any, is not determinable at this stage.

The impact of the above has been considered as loss from discontinued operations and accordingly the results for the comparative periods relating to TWA have also been regrouped. The breakup of the items pertaining to the said discontinued operations other than derecognition of the net assets referred above are as under:


	Particulars	Rs. in lacs					
		QUARTER ENDED			HALF YEAR ENDED		YEAR ENDED
		September 30, 2019	June 30, 2019	September 30, 2018	September 30, 2019	September 30, 2018	March 31, 2019
1	Revenue from operations	-	-	4,533.55	-	9,809.52	15,148.66
2	Loss before tax	-	-	(1,041.60)	-	(2,042.73)	(7,442.65)
3	Tax expense	-	-	-	-	-	2.88
4	Loss after tax	-	-	(1,041.60)	-	(2,042.73)	(7,445.53)

- During the half year ended September 30, 2019, the Board of the Parent Company has allotted 78250 equity shares of Rs.2/- each fully paid up respectively pursuant to Employee Stock Option Scheme, 2014 of the Company to the eligible employees which has resulted in increase of the paid up equity share capital of the parent Company by Rs 1.56 lac respectively.
- Exceptional items for the quarter and half year ended September 30, 2018 and year ended March 31, 2019 mainly represents costs incurred towards separation cost paid to the employees on account of closure of the two facilities of TFA (Milan and Spello) and certain one-time payment to the parties as per the settlement agreement.
- Pursuant to approval of Scheme of Amalgamation of the Company's subsidiaries: Cimmco Limited (Cimmco) and Titagarh Capital Limited (TCPL) with the Company (the Scheme) by their respective Board of Directors, the Scheme has been filed with BSE and NSE under Regulation 37 of the SEBI (Listing Obligations & Disclosure Requirements) Regulations, 2015 and after receipt of observation/no objection letter, the Holding Company would file the Scheme with Hon'ble NCLT, Kolkata for sanction.
- Since the preparation of consolidated financial statements was not mandatory in the previous year, the figures for the quarter and half ended September 30, 2018 has been prepared by the management and is not subjected to limited review by the statutory auditors.
- Previous periods figures have been regrouped / rearranged to confirm to current periods classification. Also refer point no. 3
- The above consolidated financial results for the quarter and half year ended September 30, 2019 have been reviewed by the Audit Committee and approved by the Board of Directors at their respective meetings held on November 5, 2019. The Auditors of the Company have carried out a Limited Review of the above consolidated financial results for the quarter and half year ended September 30, 2019 in terms of Regulation 33 of the SEBI (Listing Obligations and Disclosure Requirements) Regulations, 2015.

For and on behalf of the Board of Directors


 Umesh Chowdhary
 Vice Chairman & Managing Director

Place: Kolkata
 Date: November 5, 2019



Sanjiv *Amul*